



Neural Mechanisms Underlying the Benefit of Using Noise Reduction Algorithms in Hearing Aids

Subong Kim,¹ Yu-Hsiang Wu,¹ and Inyong Choi^{1, 2}

¹ Department of Communication Sciences and Disorders, University of Iowa, Iowa City, IA

² Department of Otolaryngology—Head and Neck Surgery, University of Iowa Hospitals and Clinics, Iowa City, IA

Introduction

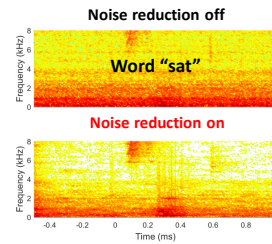
- Difficulty understanding speech in noise is one of the most common complaints from hearing aid (HA) users.
- We can consider applying noise reduction (NR) algorithms, such as spectral subtraction. However, since the speech signal and noise are mostly overlapped in the spectral domain, NR attenuates noise at the cost of distorting speech cues [1, 2].
- Individual differences in NR preference exist; people have different susceptibility to background noise or speech distortion [3].

Questions:

1. Group-level efficacy: NR effect on both 1) neural processing and 2) outcomes?
2. Clinical suggestions for individuals: Who gets benefits from NR?

Study goals:

1. Find neural markers of good vs. poor speech-in-noise perception (without NR).
2. Test the effect of NR and explore the neural correlates of individual differences in NR benefits



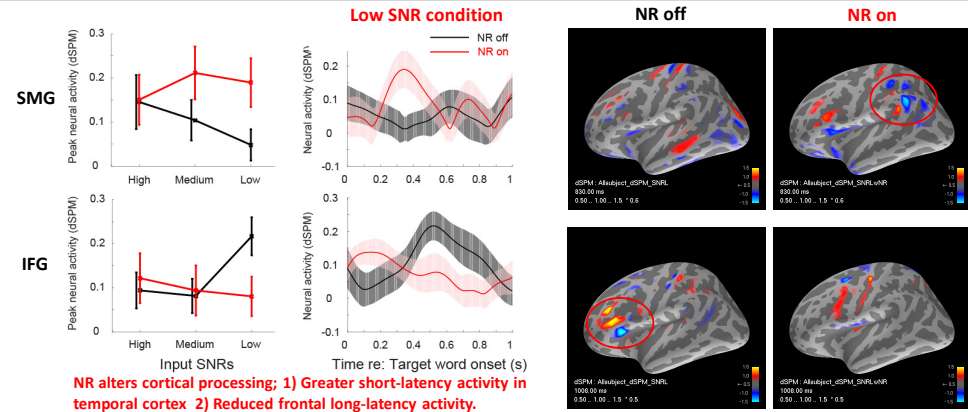
Study 2.1: Testing the effect of noise reduction on neural processing

Subjects: 36 normal-hearing adult listeners

Tasks: CVC monosyllabic words in speech-shaped noise with 2 NR conditions (off vs. on) and 3 SNR conditions (SNR at speech reception threshold (SRT)-70, ± 3 dB)

NR: A modified spectral subtraction-based NR: Ephraim & Malah algorithm [5].

Aim: Within-subject design study to characterize the effect of NR on cortical processing during speech-in-noise tasks
Hypotheses: Listening with NR is more likely to generate strong activity in the earlier region (SMG) and weak activity in the later region (IFG) compared with no NR.



Study 1: Find neural markers of good vs. poor speech-in-noise perception [4]

Subjects: 26 normal-hearing adult listeners

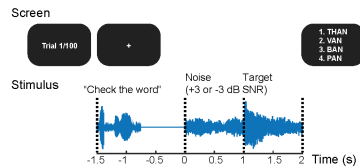
Tasks: CVC monosyllabic words in multi-talker babble noise with 2 signal-to-noise ratios (SNRs) (± 3 dB)

Aim: Within-subject design study to characterize SNR effect on cortical processes for speech-in-noise recognition

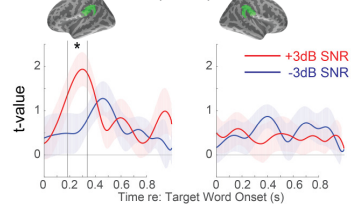
Hypotheses:

- In easy condition according to highest input SNR (+3 dB), listeners will show strong early activity in the earlier region (supramarginal gyrus: SMG).
- In hard condition, listeners will show strong late activity in the later region (inferior frontal gyrus: IFG).

Results:

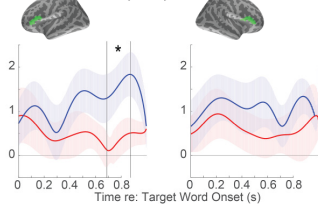


ROI: Supramarginal gyrus (SMG)



EASY condition (high SNR) involves earlier region (SMG) at earlier timing.

ROI: Inferior frontal gyrus (IFG)



HARD condition (low SNR) involves later region (IFG) at later timing.

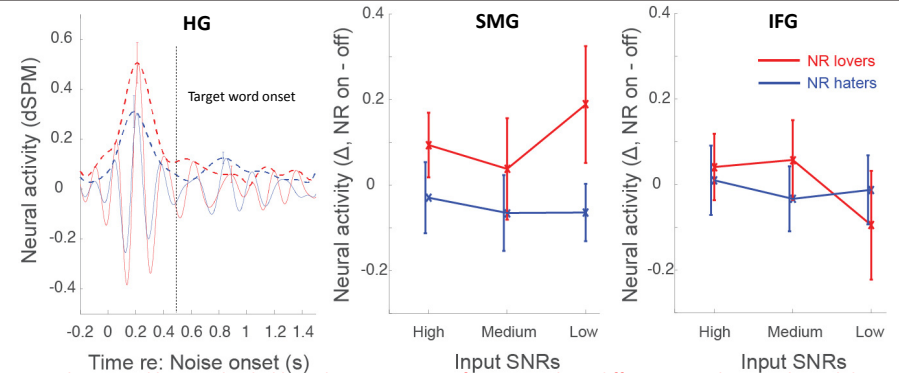
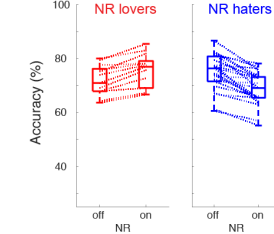
Hypothesis for study 2.1: NR can change the cortical pattern as it reduce the noise level.

Study 2.2: Neural correlates of individual differences in noise reduction benefits

Aim: Identify factors that predict individual differences in NR outcome.

Hypotheses:

People with weaker speech unmasking indexed by Heschl's gyrus (HG) activity will appreciate NR more, showing the effect of NR in enhancing early SMG activity and reducing late IFG activity.



NR lovers and haters, divided based on accuracy performance, show different speech unmasking ability. NR benefits on neural processing at SMG and IFG were more evident from NR lovers.

Discussion and Conclusion

- The benefits of NR can be measured objectively using electroencephalography in such a way that the optimal NR configuration for a given listener would invoke the cortical processing that the reduced noise level can generate in normal-hearing listeners.
- In study 1, we found that the low-level noise (i.e., increased signal-to-noise ratio (SNR)) resulted in an "ideal" pattern of the cortical processing at SMG and IFG.
- In study 2.1, NR alters cortical speech-in-noise processing: More immediate processing through temporo-parietal route.
- In study 2.2, listeners' speech-unmasking ability predict the benefits of NR, in a way that listeners with poorer speech-unmasking exhibit greater NR benefits.
- By understanding how NR affects cortical processing during speech-in-noise recognition, clinicians can provide better NR configuration in an objective manner for each listener.

References

1. Bentler, R. & Chiou, L.K. (2006) Digital noise reduction: an overview. *Trends in Amplification*, 10(2), 67-82.
2. Neher, T. (2014) Relating hearing loss and executive functions to hearing aid users' preference for, and speech recognition with, different combinations of binaural noise reduction and microphone directionality. *Frontiers in Neuroscience*, 8, 391.
3. Neher, T. & Wagener, K.C. (2016) Investigating differences in preferred noise reduction strength among hearing aid users. *Trends in Hearing*, 20.
4. Kim, S., Schwabe, A.T., Liu, A.S., Gander, P.E., McMurray, B., Griffiths, T.D. & Choi, I. (Submitted) External and internal signal-to-noise ratios alter timing and location of cortical activities during speech-in-noise perception. *bioRxiv* 817460; doi: <https://doi.org/10.1101/817460>
5. Ephraim, Y. & Malah, D. (1984) Speech enhancement using a minimum-mean square error short-time spectral amplitude estimator. *IEEE Transactions on Acoustics, Speech and Signal Processing*, 32(8), 1109-1121.

Authors appreciate Hearing Health Foundation (Emerging Research Grant, Pt: Choi), as well as CAPSCD PhD Fellowship (given to Subong Kim).